

TUNG-SOL

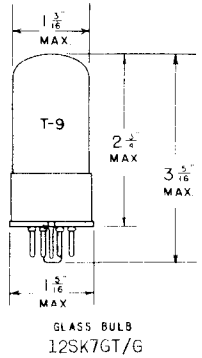
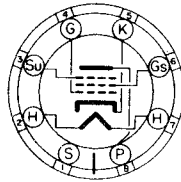
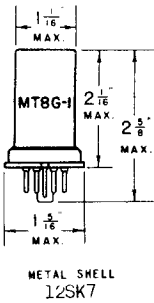
TRIPLE GRID

REMOTE CUT-OFF AMPLIFIER

UNIPOTENTIAL CATHODE

HEATER

12.6 VOLTS 0.15 AMPERE
AC OR DC



SMALL WAFER 8 PIN OCTAL BASE

THE TUNG-SOL 12SK7 AND 12SK7GT/G ARE TRIPLE GRID VARIABLE MU AMPLIFIERS. THEY ARE DESIGNED FOR USE WITH AVC IN RF AND IF AMPLIFIERS, AND THEY MINIMIZE CROSS MODULATION. WITH THE EXCEPTION OF HEATER RATINGS, THEIR RATINGS AND ELECTRICAL CHARACTERISTICS ARE IDENTICAL WITH THOSE OF THE 6SK7 AND 6SK7GT/G.

RATINGS

MAXIMUM PLATE VOLTAGE	300	VOLTS
MAXIMUM SCREEN SUPPLY VOLTAGE	300	VOLTS
MAXIMUM SCREEN VOLTAGE	125	VOLTS
MINIMUM EXTERNAL CONTROL GRID BIAS VOLTAGE	0	VOLTS
MAXIMUM PLATE DISSIPATION	4.0	WATTS
MAXIMUM SCREEN DISSIPATION	0.4	WATT

FOR "INTERPRETATION OF RATINGS" REFER TO FRONT OF BOOK.

CONTINUED NEXT PAGE

PRINTED IN U.S.A.

PLATE
1122-1
SEPT. 17
1941

12SK7, 12SK7GT/G

TUNG-SOL

DIRECT INTERELECTRODE CAPACITANCES⁵

	12SK7	12SK7GT/G	
CONTROL GRID TO CATHODE	6.0	6.5	μmf
PLATE TO CATHODE	7.0	7.5	μmf
CONTROL GRID TO PLATE	0.003 ^{MAX.}	0.005 ^{MAX.}	μmf

⁵ WITH SHELL CONNECTED TO CATHODE.

TYPICAL OPERATING CONDITIONS AND CHARACTERISTICS

CLASS A₁ AMPLIFIER

PLATE VOLTAGE	100	250	VOLTS
SCREEN VOLTAGE	100	100	VOLTS
CONTROL GRID VOLTAGE	-1	-3	VOLTS
SUPPRESSOR GRID	CONNECTED TO CATHODE AT SOCKET		
PLATE CURRENT	15	9.2	MA.
SCREEN CURRENT	4.0	2.6	MA.
PLATE RESISTANCE APPROX.	0.12	0.8	MEGOHM
TRANSCONDUCTANCE	2350	2000	μMHOS
CONTROL GRID VOLTAGE	-35	-35	VOLTS

FOR TRANSCONDUCTANCE = 10 μMHOS

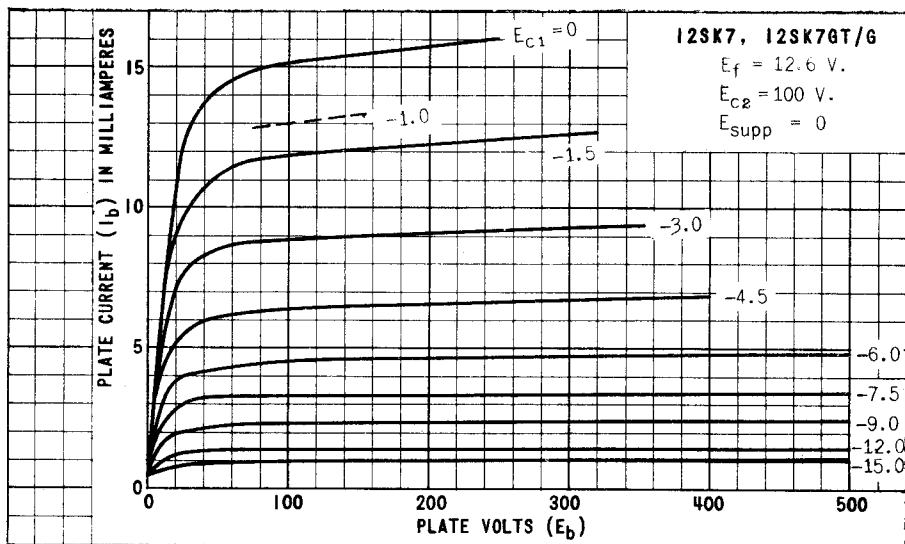
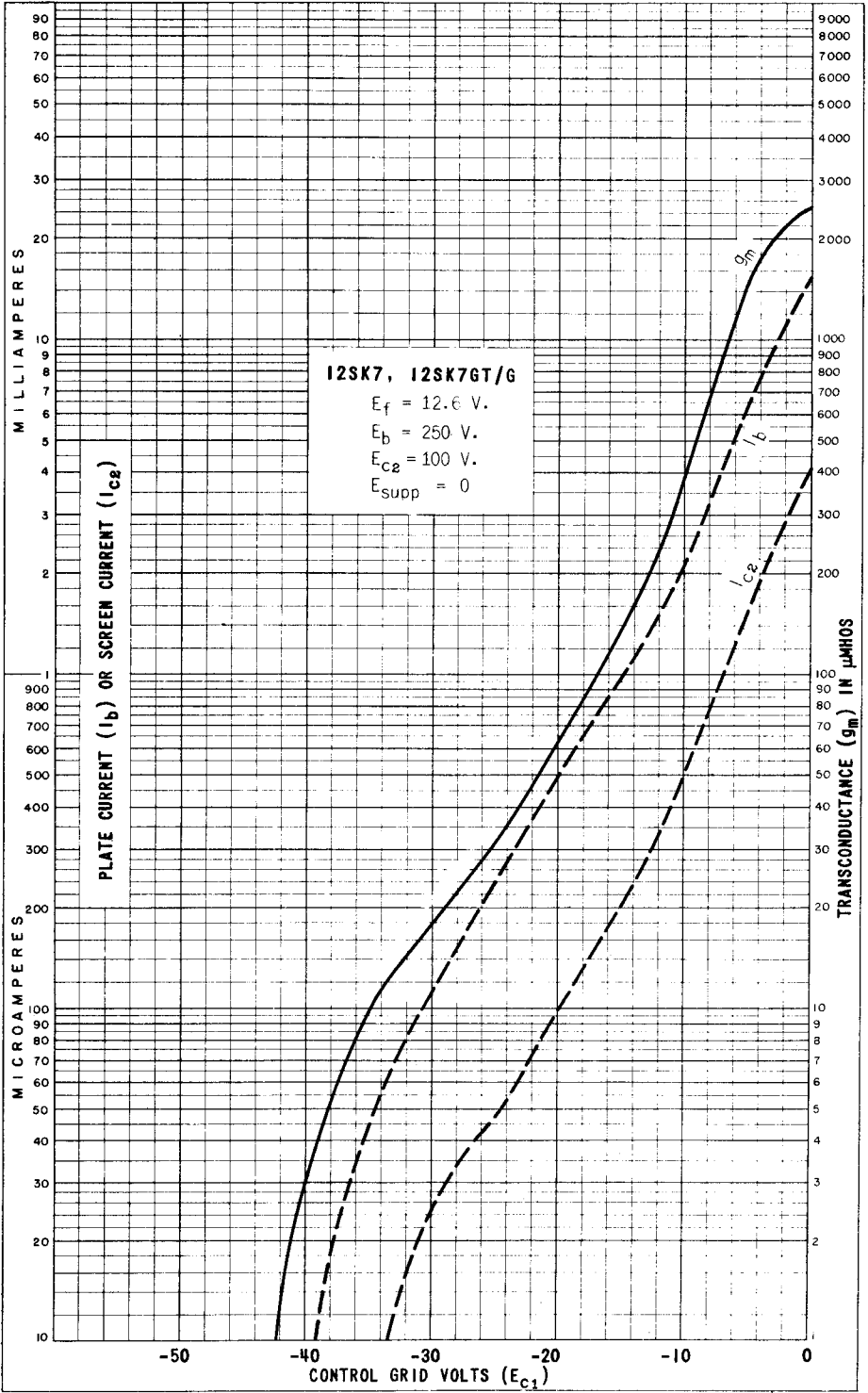


PLATE
1123-1



PRINTED IN U. S. A.

PLATE 1124-1
 SEPT. 17 1941

12SK7, 12SK7GT/G

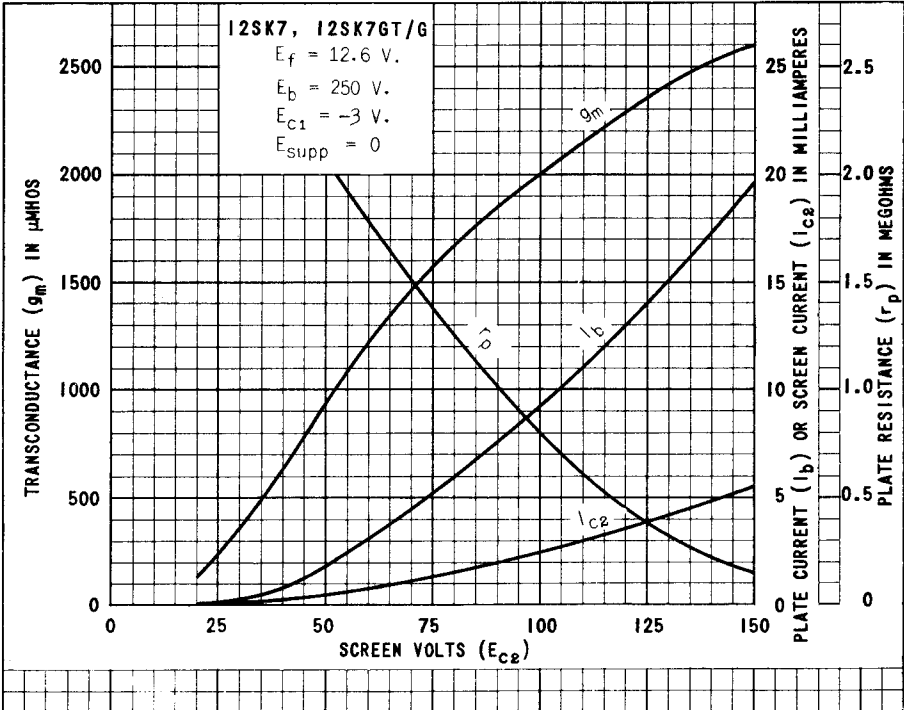
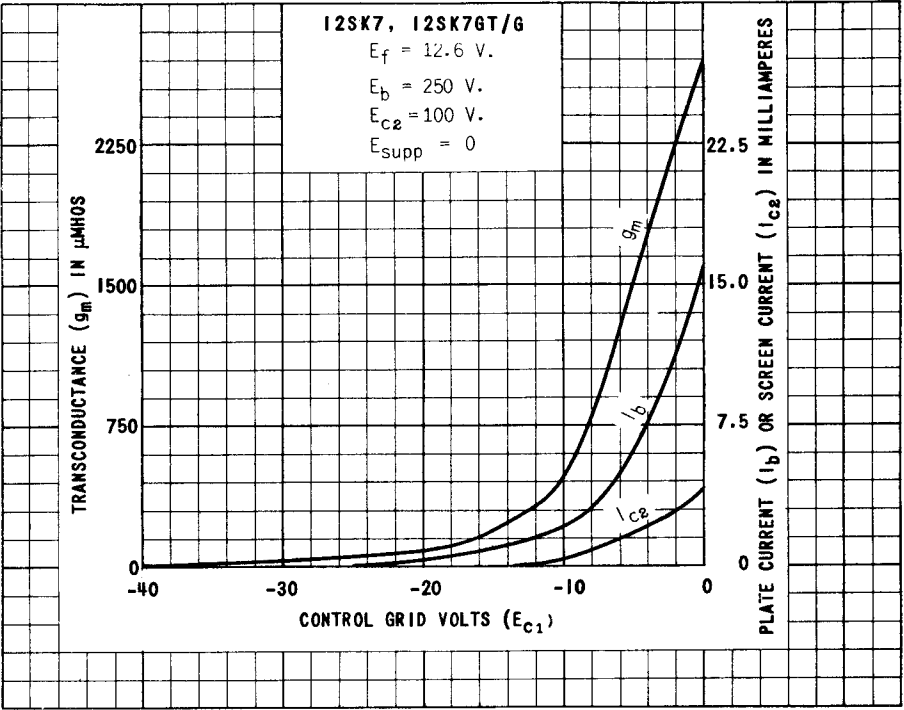


PLATE 1125-1